

Doncaster Local Bus Services


































FREQUENCY IN MINUTES

Service No. Destination and Route

Monday to Fridays
Day Evenings

Saturdays
Day Evenings

Sundays
Day Evenings

| Service No. | Destination and Route | Monday to Fridays Day | Monday to Fridays Evenings | Saturdays Day | Saturdays Evenings | Sundays Day | Sundays Evenings |
|--|---|--------------------------|-------------------------------|------------------|-----------------------|----------------|---------------------|
|  1 | Rossington - Bessacarr - Doncaster - Woodlands - Adwick - Skellow | 15 | 30 | 15 | 30 | 30 | 30 |
|  1A | Rossington - Bessacarr - Doncaster - Adwick - Woodlands | 15 | — | 15 | — | — | — |
|  1A | The Dome - Doncaster - Adwick - Woodlands | — | 30 | — | 30 | 30 | 30 |
|  2 | Cantley - Doncaster - Bentley | 7 / 8 | 30 | 7 / 8 | 30 | 20 | 30 |
|  3 | New Edlington - Warmsworth - Doncaster - Intake - Armthorpe loop clockwise | 15 | 60 | 15 | 60 | 30 | 60 |
|  3A | New Edlington - Warmsworth - Doncaster - Intake - Armthorpe loop anticlockwise | 15 | 60 | 15 | 60 | 30 | 60 |
|  4 | Balby - Doncaster - Wheatley - Clay Lane Estate | 10 | 30 | 10 | 30 | 20 | 30 |
|  5 | Balby (Weston Road) - Doncaster - Intake | 10 | 30 | 10 | 30 | 20 | 30 |
|  6 | Hexthorpe - Doncaster - Lakeside - The Dome | 10 | 30 | 10 | 30 | 30 | 30 |
|  7 | Doncaster - Cantley - Robin Hood Airport | 10 | 30 | 10 | 30 | 30 | 30 |
|  7 | <i>Extension from Robin Hood Airport to Finningley</i> | 20 | 30 | 20 | 30 | 30 | 30 |
|  10 | Doncaster - Balby Carr - Catesby Park - Woodfield Plantation - Balby - Doncaster (circle) | 20 | — | 20 | — | — | — |
|  10 | Catesby Park - Woodfield Plantation - Balby - Doncaster (Return as 10A) | — | 30 | — | 30 | 30 | 30 |
|  10A | Doncaster - Balby - Woodfield Plantation - Catesby Park - Balby Carr - Doncaster (circle) | 20 | — | 20 | — | — | — |
|  10A | Doncaster - Balby - Woodfield Plantation - Catesby Park (Outward as 10) | — | 30 | — | 30 | 30 | 30 |
|  11 | Doncaster - Sprotbrough | 20 | — | 20 | — | — | — |
|  12/12A | Intake - Doncaster - Bentley - Arksey (12A morning, evening & Sunday) | 30 | 60 | 30 | 60 | 60 | 60 |
|  13 | Doncaster - Toll Bar - Askern - Campsall | 30 | — | 30 | — | — | — |
|  14 | Scawthorpe - Doncaster - Hyde Park - West Bessacarr | 20 | 30 | 20 | 30 | 30 | 30 |
|  15 | Scawsby - Doncaster - Wheatley Hills - Kirk Sandall - Hatfield - Lindholme | 60 | — | 60 | — | — | — |
|  15 | Scawsby - Doncaster | — | 60 | — | 60 | 60 | 60 |
|  15A | Scawsby - Doncaster - Wheatley Hills - Kirk Sandall - Hatfield - Thorne | 60 | — | 60 | — | — | — |
|  16 | Doncaster - Kirk Sandall - Barnby Dun - Stainforth - Hatfield | 20 | 60 | 20 | 60 | 30 | 60 |
|  17 | Doncaster - Wheatley Hills - Edenthorpe - Stainforth - Thorne - Moorends | 20 | 60 | 20 | 60 | 60 | 60 |
|  18 | Doncaster - Wheatley Hills - Edenthorpe - Hatfield - Thorne - Moorends | 20 | 60 | 20 | 60 | 60 | 60 |
|  18 | <i>Extension from Moorends to Goole</i> | 60 | — | 60 | — | — | — |
|  32 | Bessacarr - Cantley - Doncaster - Scawthorpe - Highfields - Skellow (Off peak only) | 60 | — | 60 | — | — | — |
|  33 | Doncaster - Kirk Sandall - Stainforth - Fishlake - Sykehouse - Fenwick - Askern | 120 | — | 120 | — | — | — |
|  34 | Doncaster - Balby - Warmsworth - Edlington | 60 | — | 60 | — | — | — |
|  35 | Thorne Town Circular | 30 | — | 30 | — | — | — |
|  36 | Moorends - Thorne - Stainforth - Armthorpe - Robin Hood Airport | 120 | — | 120 | — | — | — |
|  37 | Doncaster - Bessacarr - Rossington - Tickhill | Irregular Service | | | | | |
|  X1 | P&R North - Doncaster - P&R South (Peak hours only) | 15 | — | 15 | — | — | — |